

- PRODUCTIONS CHEATSHEET -

- Route 2 -										
Activity	Location	Avg Width	Units	Unit Type	Depth	Shifts	Units/Shift	Unit Type	Man Hours	Ton/MH
0.5" Scratch Course Paving	Route 2	12' -14'	9,785.75	tons	0.5"	6.00	1,630.96	ton/shift	1,080.00	9.06
1" Surface Level Paving	Route 2	12' - 14'	13,047.55	tons	1"	6.00	2,174.59	ton/shift	864.00	15.10
Side Roads & Entrances Paving	Route 2	Var.	31.70	tons	1"	0.50	63.40	ton/shift	72.00	0.44
Agg Edge Treatment (Type 5)	Route 2	2'	7,497.00	tons	4"	6.00	1,249.50	ton/shift	672.00	11.16
Coldmilling - Depth Transitions	Route 2	4'	2,659.00	sy	1.5"	1.50	1,772.67	sy/shift	100.00	26.59

Total Asphalt Tons:
22,833.30

- Paving Per Mile -						
Activity	Total Miles	Total Lane Miles	Shifts	Lane Miles/Shift	Tons/Mile	Tons/Lane Mile
0.5" SC	14.66	29.31	6.00	4.89	667.65	333.83
1" SL	14.66	29.31	6.00	4.89	890.19	445.10

**Avg. haul miles from plant: 9

- Phase Codes -	
Paving:	
0.5" SC:	4020520.01.
1" Mainline:	4020520.02.
Junctions & Entrances:	4020520.03.
Milling:	
Curb Cuts:	6224010.01.
State Side Roads (4 loc):	6224010.02.
4' Wide Conc Entrances (19 loc):	6224010.03
Entrances & Crossroads (50 loc):	6224010.04.
Edge Treatment:	
Mainline:	3049910.01.
Tack:	
SS-1H	4071005.90.

Paving Labor & Equipment	
Total # of Guys:	12
Total Equipment:	8
MTV	1
Asphalt Paver	1
Asphalt Roller	2
Distributor Truck	1
Skid Steer	1
Water Truck	1
Asphalt Broom	1

Edge Rock Labor & Equipment	
Total # of Guys:	8
Total Equipment:	4
Road Widener	1
Skid Steer	1
Asphalt Broom	1
Small Roller	1

Milling Labor & Equipment	
Total # of Guys:	6
Total Equipment:	4
Small Coldmill Machine	1
Skid Steer (w/ 24" mill head)	1
Water Truck	1
Asphalt Broom	1



Remove Water Truck for Entrances & Crossroads

Remove Small Mill & Water Truck for 4' Concrete Entrances

Rubber Tire Roller REQUIRED on 0.5" Scratch Course

(Lee's Summit Project office)



		Modot Contact Info:			
RE:		Russell Penner		(816) 387-2590	
Inspector:		Hayley Van Winkle		(816) 215-7277	



- MILLING PRODUCTIONS CHEATSHEET -

- Route 2 -												
Activity	Phase Code	Location	Units	Unit Type	Avg Depth	Avg Width	Shifts	Hours	Units/Shift	Unit Type	Man Hours	SY/MH
4' Wide Curb Cuts	6224010.01.	LM 18.236 - LM 18.619	1,322.00	sy	1.5"	4'	0.58	7.00	2,279.31	sy/shift	42.00	31.48
State Side Roads & End(s) of Project (4 locations)	6224010.02.	LM 18.236 LM 18.60 (X2) LM 32.893	457.00	sy	1.5"	10'	0.25	3.00	1,828.00	sy/shift	18.00	25.39
4' Wide Conc Entrances (19 locations)	6224010.03	full project	220.00	sy	1.5"	4'	0.17	2.00	1,294.12	sy/shift	10.00	22.00
Entrances & Crossroads (~50 locations)	6224010.04.	full project	660.00	sy	1.5"	10'	0.50	6.00	1,320.00	sy/shift	30.00	22.00

Total Milling Sqyds:
2,659.00

1.50 18.00

100.00

6224010.01.

Curb Milling Labor & Equipment	
Total # of Guys:	6
Total Equipment:	4
Small Coldmill Machine	1
Asphalt Broom	1
Skid Steer	1
Water Truck	1

6224010.02.

SSR&E Labor & Equipment	
Total # of Guys:	6
Total Equipment:	4
Small Coldmill Machine	1
Asphalt Broom	1
Skid Steer	1
Water Truck	1

6224010.03.

4' Conc Entrance Labor & Equipment	
Total # of Guys:	5
Total Equipment:	2
Skid Steer (w/ 24" mill head)	1
Asphalt Broom	1

6224010.04.



Milling Labor & Equipment	
Total # of Guys:	5
Total Equipment:	3
Small Coldmill Machine	1
Skid Steer (w/ 24" mill head)	1
Asphalt Broom	1

Notes:

- >Curb milling from start of project (in Harrisonville) to just past the intersection of W. South St. & S. Independence St.
- >Possible burried curb from LM 18.28 - LM 18.437
- >Entrances within curb milling locations will be done apart of curb milling
- >Stage Site = City of Harrisonville Street Dept.
- >Waste Site = Garden City (Possibly Harrisonville Street Dept.)

(Lee's Summit Project office)



		
<i>Modot Contact Info:</i>		
RE: Russell Penner	(816) 387-2590	
Inspector: Hayley Van Winkle	(816) 215-7277	

